








8AM AQ MPS – Risk Matrix

Q1 2025



We work with a number of leading risk profiling providers who map our model portfolios to their risk profiles.

	8AM AQ Classic 3	8AM AQ Classic 4	8AM AQ Classic 5	8AM AQ Classic 6	8AM AQ Classic 7	8AM AQ Classic 8
	3	4	5	6	7	8
	2 (2.14)	3 (2.75)	3 (3.40)	4 (3.92)	4 (4.48)	5 (4.99)
	3 (2.73)	4 (3.63)	5 (4.62)	5 (5.38)	6 (6.25)	7 (6.98)
	4 (3.60)	5 (4.97)	6 (6.45)	8 (7.58)	9 (8.89)	10 (9.98)
	3	4	5	6	7	8

**8AM AQ
Sustainable 3**




**8AM AQ
Sustainable 4**

**8AM AQ
Sustainable 5**

**8AM AQ
Sustainable 6**

**8AM AQ
Sustainable 7**



	3	4	5	6	7
 (Scale 1 to 5, 15yrs)	2 (1.84)	3 (2.55)	3 (3.25)	4 (3.78)	4 (4.22)
 (Scale 1 to 7, 15yrs)	2 (2.26)	3 (3.36)	4 (4.38)	5 (5.19)	6 (5.85)
 (Scale 1 to 10, 15yrs)	3 (2.92)	5 (4.55)	6 (6.10)	7 (7.30)	8 (8.28)

Data as of Q1 2025

8AM AQ Global is not currently 3rd party risk-rated

- 📞 0203 327 3277
- ✉️ portfolios@8amglobal.com
- 🌐 www.8amglobal.com
- 📍 1-5 Stud Offices
Redenham Park
Andover
Hampshire
SP11 9AQ

The 8AM AQ Managed Portfolio Service is managed by 8AM Global Limited. 8AM Global Limited is authorised and regulated by the Financial Conduct Authority (937456). All data cited and contained has been sourced via FE Fundinfo, Morningstar and 8AM Global Limited. The information provided in this document has been provided from sources believed to be reliable and accurate and 8AM Global Limited does not accept any liability for the accuracy of the contents. Please note that past performance is not necessarily a guide to the future and investors may not get back the amount originally invested as the value of any investment and the income from it is not guaranteed. The information in this document is not intended to provide the basis for any investment advice or recommendation.
