


Investment Objective & Process

The objective of the 8AM AQ Classic 8 is to deliver long term capital growth with a High attitude to risk as defined by Dynamic Planner, by investing in a diversified range of asset types.

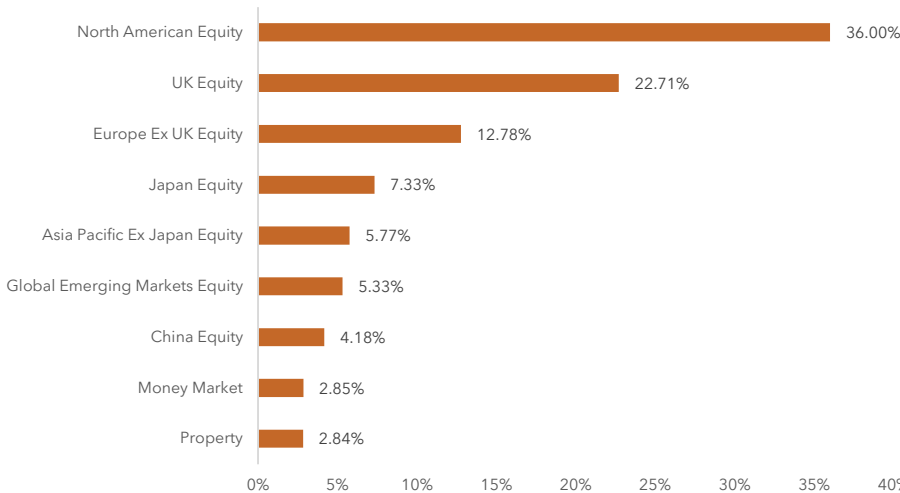
In addition, the aim of the 8AM AQ MPS is to deliver consistent outperformance of industry benchmarks, within pre-defined risk parameters. Our quantitative fund screening helps to identify managers delivering outperformance and holds these positions until relative performance declines or a superior choice becomes available. Longer-term strategic asset allocation is set based on stochastic analysis delivered by Dynamic Planner whilst the 8AM investment team provides tactical oversight.

This investment process is augmented by independent and repeated risk review provided by Dynamic Planner.

Risk Ratings

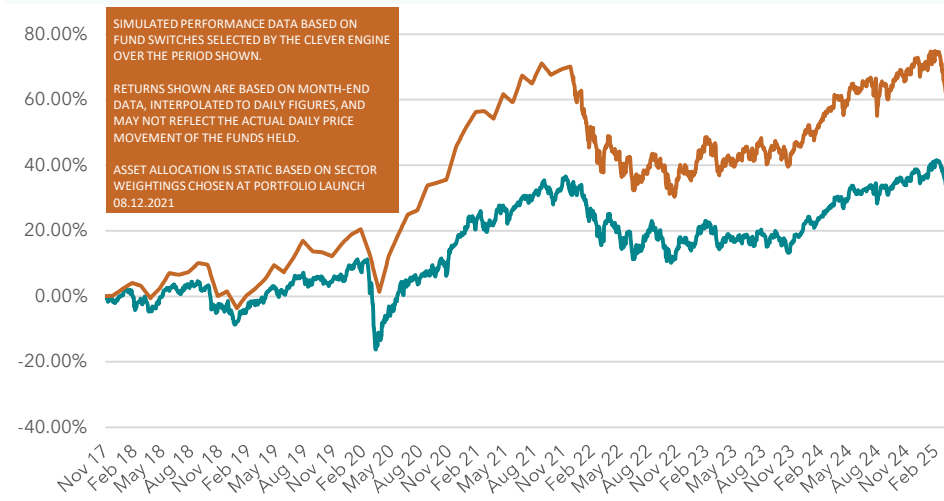


8AM AQ Classic Holdings



Top Ten Portfolio Positions	
Legal & General S&P 500 US EqI WghtIdxFd	15.00%
M&G North American Dividend Fund	8.75%
Artemis Income Fund	7.25%
HSBC FTSE 100 Index Fund	7.25%
Invesco UK Enhanced Index Fund (UK)	7.25%
Fidelity Index US Fund	6.75%
Artemis SmartGARP European Eq Fd	6.00%
iShares Continental Eurp Eq Idx Fd (UK)	6.00%
Artemis SmartGARP Global EM Eq Fd	3.75%
iShares Emerging Markets Eq Idx Fd (UK)	3.75%

Performance	6 Months	1 Year	2 Years	3 Years	5 Years	YTD
8AM AQ Classic 8	-2.78%	0.08%	14.37%	8.63%	-	-5.02%
Benchmark	-1.01%	2.13%	13.56%	6.70%	-	-1.90%



SIMULATED PERFORMANCE DATA BASED ON FUND SWITCHES SELECTED BY THE CLEVER ENGINE OVER THE PERIOD SHOWN.

RETURNS SHOWN ARE BASED ON MONTH-END DATA, INTERPOLATED TO DAILY FIGURES, AND MAY NOT REFLECT THE ACTUAL DAILY PRICE MOVEMENT OF THE FUNDS HELD.

ASSET ALLOCATION IS STATIC BASED ON SECTOR WEIGHTINGS CHOSEN AT PORTFOLIO LAUNCH 08.12.2021

Model Inception	8 th December 2021
Portfolio OCF	0.32%
AMC	0.15%
Investor Risk Profile	High
Minimum Investment	£15,000
Investment Manager	8AM Global Limited
Underlying Ex-Ante Transaction Cost	0.09%

Source: Simulated Month-End data - 06/11/2017 - 08/12/2021
 Source: Daily Portfolio Performance Data: - 08/12/2021 - Onwards: 8AM Global Limited

Returns Disclosure

The returns shown are cumulative and net of the holdings' management fees and expenses based on the cheapest share class available; however do not include the fees charged by 8AM Global Limited, the adviser or the Platform. The returns are calculated through 8AM Global Limited, and assume a single trading date in relation to any changes to underlying holdings which will not necessarily be the date that actual platform transactions occurred.

Therefore the actual performance experienced by an investor will be lower once the above referenced charges and other assumptions have been taken into account. The performance shown is provided for illustrative purposes only and should not be viewed as the performance of an actual account.

The AQ Managed Portfolio Service is managed by 8AM Global Limited. 8AM Global Limited is authorised and regulated by the Financial Conduct Authority FCA 937456. The information provided in this document has been provided from sources by 8AM Global Limited believed to be reliable and accurate. 8AM Global Limited does not accept any liability for the accuracy of the contents. Please note that past performance is not necessarily a guide to the future and investors may not receive the amount originally invested as the value of any investment and the income from it is not guaranteed. The information in this document is not intended to provide the basis for any investment advice or recommendations.

Contact Info

8AM Global Limited
 1-5 Stud Offices
 Redenham Park
 Andover
 Hampshire
 SP11 9AQ



Tel: +44 (0) 203 327 3277
 Email: portfolios@8amglobal.com