

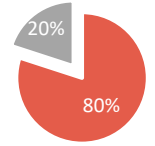
## Investment Objective & Process

The objective of the 8AM AQ Global 80 portfolio is to deliver long term capital growth via fixed exposure to 80% global equities.

In addition, the aim of the 8AM AQ MPS is to deliver consistent outperformance of industry benchmarks, within pre-defined risk parameters. Our quantitative fund screening helps to identify managers delivering outperformance and holds these positions until relative performance declines or a superior choice becomes available.

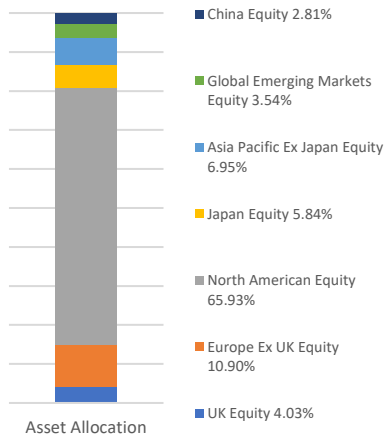
Long-term strategic asset allocation is set based on MSCI AWCI weights whilst the 8AM Investment Team provides tactical sector tilts utilising large samples of the position of peer multi-asset strategies.

## Equity Allocation

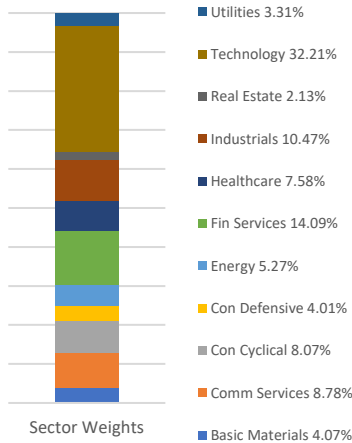


■ Equities ■ Defensive Assets

## AQ Global Equity Geographic



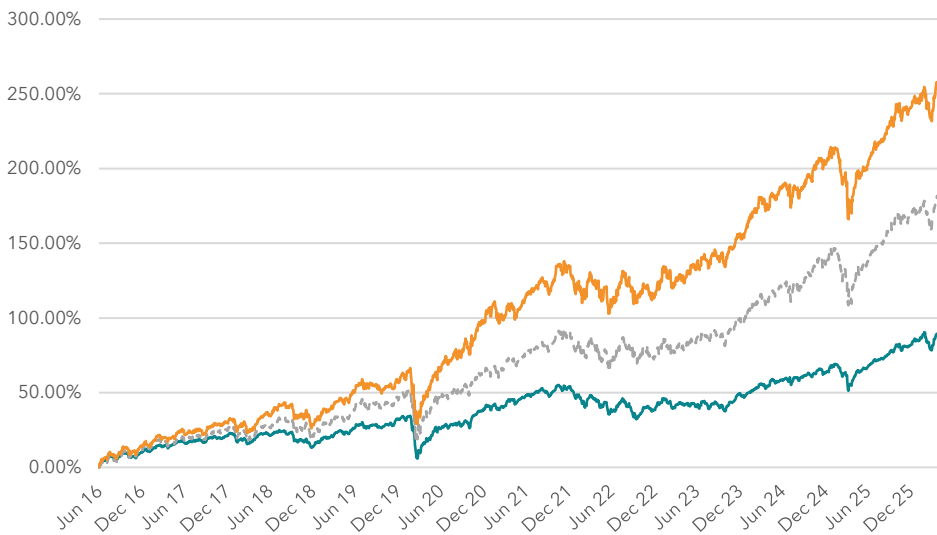
## AQ Global Equity Sector



## Top Ten Portfolio Positions

Position	Percentage
HSBC FTSE All-World Index Fund	20.00%
abrdn World Equity Enhanced Index Fund	7.75%
HSBC American Index Fund	6.75%
L&G Global 100 Index Trust	6.50%
Invesco US Enhanced Index Fund (UK)	6.25%
L&G Global Technology Index Trust	5.50%
Jupiter Merian Global Equity Fund	4.75%
Fidelity Index US Fund	4.00%
Artemis US Smaller Companies Fund	3.50%
abrdn Global Corporate Bd Scrnd Tracker	3.25%

Performance	6 Months	1 Year	3 Years	5 Years	YTD
<b>8AM AQ Global 80*</b>	<b>10.79%</b>	<b>27.15%</b>	<b>62.88%</b>	<b>83.24%</b>	<b>10.52%</b>
Benchmark	7.54%	18.38%	37.83%	34.29%	7.07%



<b>8AM AQ Global 80*</b> (Simulated and Live)	273.93%
<b>Benchmark</b> (IA Mixed Investment 40-85%)	94.24%
<b>Long Term Performance Target</b>	196.35%

<b>Model Inception</b>	30 <sup>th</sup> June 2024
<b>Portfolio OCF</b>	0.25%
<b>AMC</b>	0.15%
<b>Investor Risk Profile</b>	High
<b>Minimum Investment</b>	£15,000
<b>Investment Manager</b>	8AM Global Limited
<b>Underlying Ex-Ante Transaction Cost</b>	0.07%

\*Source: Simulated data (Static Asset Allocation – Live AQ Fund Picks) – 30/06/2016 – 30/06/2024  
Source: Daily Portfolio Performance Data: – 30/06/2024 Onwards

## Returns Disclosure

The returns shown are cumulative and net of the holdings' management fees and expenses based on the cheapest share class available; however do not include the fees charged by 8AM Global Limited, the Adviser or the Platform. The returns are calculated through 8AM Global Limited and assume a single trading date in relation to any changes to underlying holdings which will not necessarily be the date that actual platform transactions occurred.

Therefore, the actual performance experienced by an investor will be lower once the above referenced charges and other assumptions have been taken into account. The performance shown is provided for illustrative purposes only and should not be viewed as the performance of an actual account.

The 8AM AQ Managed Portfolio Service is managed by 8AM Global Limited. 8AM Global Limited is authorised and regulated by the Financial Conduct Authority (FCA 937456). The information provided in this document has been provided from sources by 8AM Global Limited believed to be reliable and accurate. 8AM Global Limited does not accept any liability for the accuracy of the contents. Please note that past performance is not necessarily a guide to the future and investors may not receive the amount originally invested as the value of any investment and the income from it is not guaranteed. The information in this document is not intended to provide the basis for any investment advice or recommendations.

## Contact Info

8AM Global Limited  
1-5 Stud Offices  
Redenham Park  
Andover  
Hampshire  
SP11 9AQ



Tel: +44 (0) 203 327 3277  
Email: portfolios@8amglobal.com